

2006 Georgia State IPSC Championship

June 9th – 10th, 2006

Cherokee Gun Club
Gainesville, Georgia



Match Sponsor



“The Best Product for the Best Value”



GLOCK Inc. USA, Canada


6000 Highlands Parkway
Smyrna, GA 30082
USA

Tel.: +1 770 - 432 1202

Fax.: +1 770 - 433 8719

Welcome

| | |
|-------------------------------|----|
| Match Directors' Welcome | 5 |
| Match Briefing | 6 |
| Range Facilities | 9 |
| Match Summary & Range Map | 10 |
| Squad Shooting Schedule | 11 |
| Stage Descriptions & Drawings | 12 |





Welcome



From the Match Directors

Welcome to the 2006 Georgia State USPSA/IPSC Championship hosted by the Cherokee Gun Club. We are once again adhering to the half-day format that has worked well for us in the past. There has been no compromising in the high quality stages designed to test everyone's ability regardless of classification level. We are very confident in the fact that this match will allow each competitor to test him or herself against some of the best practical shooters in the state of Georgia as well as the rest of the country. We know you have worked hard in preparation for the match and that the competition will be intense. We have assembled a number of stages from several of the clubs throughout the Georgia Section that will be both demanding and enjoyable.

This match would not be possible without the generous contributions of the Georgia Section Clubs and staff. The staff of RO's, CRO's, statisticians and support people all donate countless hours of their time and effort to be part of your Georgia Championship. Please take a couple of seconds and say 'Thanks' to these many volunteers when you see them around the range. They have all given very unselfishly of themselves to bring you this match and to support the sport of practical shooting.

Please make an effort to visit our vendor area and support our sponsors. We rely heavily on their continued generosity and support. When you purchase items from our sponsors, you are not only expressing your appreciation for their support, you are also helping them to support our future matches.

We wish you the best of luck and hope that you enjoy the match.

Carlos A. Rubio

2006 Georgia State Championship Match Director,
Cherokee Gun Club IPSC Coordinator

Roger A. Kooi

2006 Georgia State Championship Match Director

Match Briefing

THESE POLICIES ARE JUST AS IMPORTANT AS THE RULES. YOU ARE EXPECTED TO READ AND UNDERSTAND ALL THE CONTENTS OF THIS MATCH PUBLICATION. QUESTIONS WILL BE ANSWERED AT THE SHOOTER'S MEETING.

COLD RANGE...Cherokee Gun Club is a cold range. Firearms will not be handled anywhere on the range except in designated safety areas or under the direct supervision of a certified staff Range Officer. Handling firearms in parking areas is unsafe gun handling.

SAFETY AREAS...There are several clearly marked Safety Areas located around the range to unbag and holster or unholster and bag guns. These areas are there also for dry fire practice and gun repair, etc. No ammunition may be handled in any safe area.

RULES...The match rules are found in the latest edition of the USPSA Practical Shooting Handbook.

OBEY YOUR R.O.'S...Range Officers are here to assist you in completing a safe shooting contest. If there are indications that you are becoming unsafe, attempts will be made to warn you. If your gun handling has become unsafe, you will be stopped. If you hear **STOP!, FREEZE!**, or a similar command, **STOP** with the gun muzzle pointing safely down range, finger outside the trigger guard, safety on, and await further instructions.

SET STEEL & TAPE TARGETS...Competitors are expected to stay together as a squad to tape, set steel, and help maintain efficiency on each stage.

LOST BRASS...As a matter of efficiency, this is a lost brass match and all brass collected from the Cherokee Gun Club range will be distributed to the range officers at the conclusion of the match in consideration for their hard work.

ALCOHOL...Alcohol and recreational drugs may not be consumed anywhere on the range. Competitors violating this policy will be disqualified and asked to leave the range.

DRESS CODE...Practical shooting is a sport. No camouflage outfits, controversial slogans or other items of dubious taste are to be displayed or worn. The Match Director will be the final arbiter of dubious taste.

SCHEDULING...No competitor will compete for score on other than the scheduled dates (6.6.1) without prior approval from the Match Director. Occasionally, stages will clear squads early. If your entire squad is available and the CRO approves, the squad will be allowed to shoot ahead of schedule only on the scheduled date.

INSPECTION...When the entire squad is assembled, a brief stage walk-through will be given, followed by a four-minute inspection and question period. Shooters may negotiate obstacles only during the four-minute inspection period. The on-deck competitor only may additionally negotiate obstacles while the previous competitor's targets are being scored. Early inspection is permitted by the squad next scheduled to shoot a stage, providing that the previous squad is finished, and you turn in your score sheets to the Range Officer prior to inspection, and only if time permits.

TIME TO SHOOT... The range is closed to all regular competitors prior to the scheduled match opening June 9th, 2006, and daily at 8:30 p.m. (The morning session on June 9th is reserved for shooting by the RO's and a limited number of competitors. Regular competitors are welcome to view and walk on the courses of fire as long as there is not a squad currently shooting that stage) When called to the line, competitors are expected to load and make ready quickly. Shooters not ready within a half-minute prep time may be asked to move aside for the next competitor.

LIMITED-10 AND PRODUCTION "LOAD AND MAKE READY"... Competitors shooting in Limited 10 or Production Division are reminded that they may now load and make ready by inserting a magazine containing 11 rounds into the firearm and cycling the slide to get 10+1.

HAZARD AREAS... Orange cones or other safety flagging may be present to restrict areas beyond which competitors and spectators are prohibited for safety reasons.

EYE & EAR PROTECTION... All competitors must wear eye and ear protection while on the line. Eye protection is required to be worn by everyone while on the range.

D.Q. POLICY... Violation of Rules 10.2, 10.3, 10.4, and 10.5 anywhere on the Cherokee Gun Club facility will result in match disqualification. This applies to any fun shoots and sign-in or vendor areas as well as the match stages.

CHRONOGRAPH... Competitors will report to the chronograph at the scheduled time for their squads (see squad schedule.) Expect ammunition to be tested at least twice, once when you report to the chronograph, and once by random sampling. If you are randomly selected to be tested again, you must report to the chronograph the same day. Ammunition must make declared power factor at all times during the match. If you fail to report to the chronograph for the scheduled test or after a random sampling, your scores will all be recorded as scoring minor.

At the chronograph station, do not handle your gun until instructed by the CRO. You will be directed to place your unloaded gun on the shooting bench, slide locked back (if possible), muzzle pointed down range. The CRO may require that several rounds supplied by you be fired into the berm under his direction before actual chronographing begins. Once the CRO begins chronographing your ammo, you may not add, adjust, or alter anything on your gun until after chronographing is finished. If the chronographer notices your gun does not meet safety criteria (inoperable safety, double, etc.), the Range Master will be called and you will not be permitted to continue in the match until the gun is rechecked and proven safe.

IMPENETRABLE... All targets, no-shoots, vision barriers, and hard cover zones are impenetrable to a full bullet diameter. Bullets holes that are partially or fully in the non-scoring border will score according to the circumstance. All walls are considered hard cover unless otherwise noted (3.2.4).

FAULT LINES... No part of a competitor's body may touch the ground on the far side of a fault line or outside a shooting box while shooting. (10.1.4.1)

TARGETS... Cardboard IPSC targets, Pepper Poppers, US Poppers, and plates are used in this match. No-shoot targets are white.

METAL TARGET CALIBRATION... If a popper has failed to fall and appears to be out of calibration, challenge it during the scoring. It will be checked and if re-calibrated, a reshoot is required for that stage. If a popper has been shot down, it is assumed to be calibrated. Poppers

are calibrated with 9mm Parabellum loads chronographed to a power factor between 120 and 135 through the test gun.

HANDICAPPED SHOOTERS...Competitors may request a penalty in lieu of the stated course requirements by reason of incapacity of previous injury. This must be requested prior to shooting the stage. The Range Master or the CRO only will accept any such requests.

MATCH SCORING...The Georgia State Championship will use the USPSA Scoring Program EzWinScore, latest version. Competitor classifications will be updated prior to commencement of the match with the latest available downloadable data from the USPSA EzWinScore Support Page website. The match scoring room is closed to all persons except R.O.'s and other match personnel (US 10.4). Match results will be posted at various times during the match and after the match is concluded. Final results will be posted to the USPSA National Web Site as well as the CherokeeIPSC.org and the GeorgiaIPSC.com web sites.

If there are scoring questions, first check your math, including power factor (Remember that Production is **always** scored minor!) if there is still a scoring question, take your scorecard copy to shooter services to remedy the problem.

ARBITRATION...Arbitrations are initiated with the presentation of a \$100 cash fee and the completed arbitration form delivered to the Match Director or Range Master within one hour of the incident. Forms are available at each stage or from Shooter Services. Appeals will not be accepted after the one-hour filing time has lapsed.

DRAWINGS & DIMENSIONS...Drawings and dimensions shown in this booklet are approximate and may change due to safety or production considerations. There may be additional no-shoots, vision barriers, or other changes. Inspect each stage carefully and listen to the squad briefing.

SHOOTER SERVICES...The Shooter Services Director will be on the range to help with any administrative matters, resolve scoring errors, arbitration assistance, lost and found, etc.

BULLETIN BOARD...Current scores, arbitration committee decisions, lost items, schedule changes, and other official information will be posted near Shooter Services and/or underneath the main pavilion. Please check regularly.

HOLSTER TEST...Be prepared to have your holster tested at any of the stages prior to the "LOAD AND MAKE READY" range command. Once the test is completed, you may not adjust any part of your holster or retention devices. Example: If retaining device is necessary to hold the gun in the holster while a test is conducted, it must be in the same position after the "load and make ready" command.

Range Facilities

Rest Rooms...Portable toilets are located conveniently around the range.

Food Service...Lunch, snacks, and beverages are available on the range during match hours.

Parking...Competitors may park free in designated parking areas. There is no parking on the Action Pistol Range or on range roads. **GUN HANDLING IN THE PARKING AREA IS PROHIBITED.**

Spectators...Everyone must wear eye protection while on the range and ear protection is strongly suggested. Climbing on berms is not allowed. Children must be under the direct supervision of a parent. **Children under the age of 8 are not allowed on the range.**

Exhibits...The Georgia State Championship Exhibits, featuring many different suppliers to our sport, will be located under the covered area at the pavilion and/or near the various stages. Only Sponsors of the Georgia State Championship and invited vendors are allowed display areas on the range. Please acknowledge and thank them for their generous support.

GEORGIA STATE CHAMPIONSHIP TROPHIES (Per Division)

Match Winner

Georgia State Champion, and Lady Georgia State Champion

High Junior

High Senior

High Super Senior

High Lady

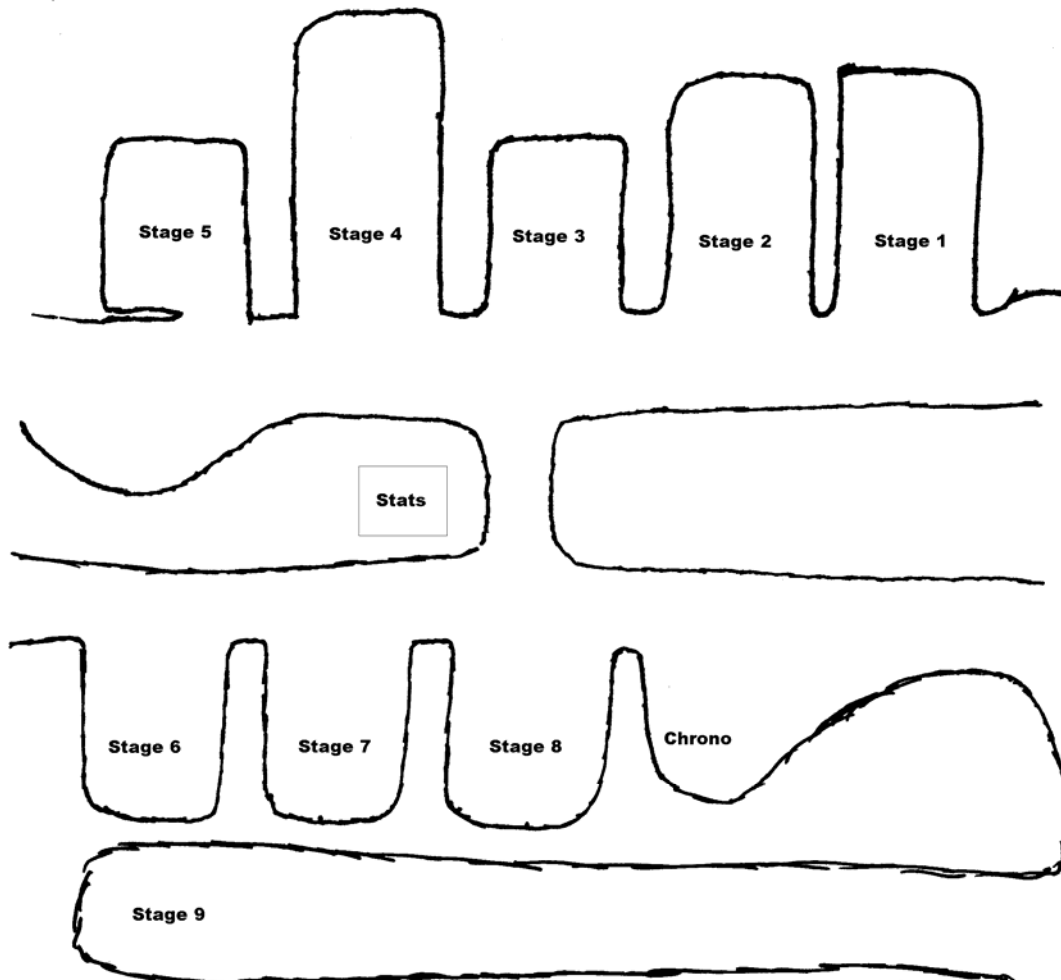
Master, A, B, C, D, and U classes

There must be a minimum of 3 competitors in a class or category to recognize that distinction. (IPSC Appendix G. Three additional to recognize second in class, etc., to a maximum of 3 awarded places.) **Match winner and Georgia State Champion per division will be recognized regardless.** The Georgia State Champion must be a resident of the state of Georgia at the time of the match. 'Junior', 'Senior' and 'Super Senior' categories are as defined by the current edition of the USPSA Practical Shooting Handbook.

Match Summary

| Stage | Stage Name | Type | Rounds | Points |
|---------------|---------------------|----------|------------|-------------|
| 1 | Cooper's Nightmare | Comstock | 30 | 150 |
| 2 | Snake Bit | Comstock | 30 | 150 |
| 3 | Study Hall | Comstock | 29 | 145 |
| 4 | Git 'R Done | Comstock | 29 | 145 |
| 5 | Back That Thing Up | Comstock | 26 | 130 |
| 6 | Cahined Steel Redux | Comstock | 8 | 40 |
| 7 | You Solve It | Virginia | 18 | 90 |
| 8 | Criss-Cross | Comstock | 20 | 100 |
| 9 | Fron Sight | Virginia | 12 | 60 |
| Totals | | | 221 | 1010 |

Cherokee Gun Club





PHONE ORDER: 703.670.8001

■ PRODUCTS

■ DEALERS

■ EVENTS

■ PRODUCT REGISTRY

About Us Contact Us

■ REVIEWS

■ team i-SHOT

■ LINKS

■ *What Shooters Are Saying About Our Products!*



SHOOTING SPORTS ACCESSORIES

Designed And Built On Feedback

By Fellow Shooters

VISIT US IN

BOOTH # 249 AT THE

**SHOT SHOW
2006**

Feb 9 - 12, Las Vegas Conv Ctr

COPYRIGHT 2005 I-SHOT, INC.

i-SHOT, Inc.

16135 Kennedy Street , Woodbridge, VA 22191

Tel: 703-670-8001 Fax: 703-940-9148

<http://ishot-inc.com>

Stage 1

Cooper's Nightmare

RULES: Practical Shooting Handbook, Latest Edition **COURSE DESIGNER:** CGC Design Team

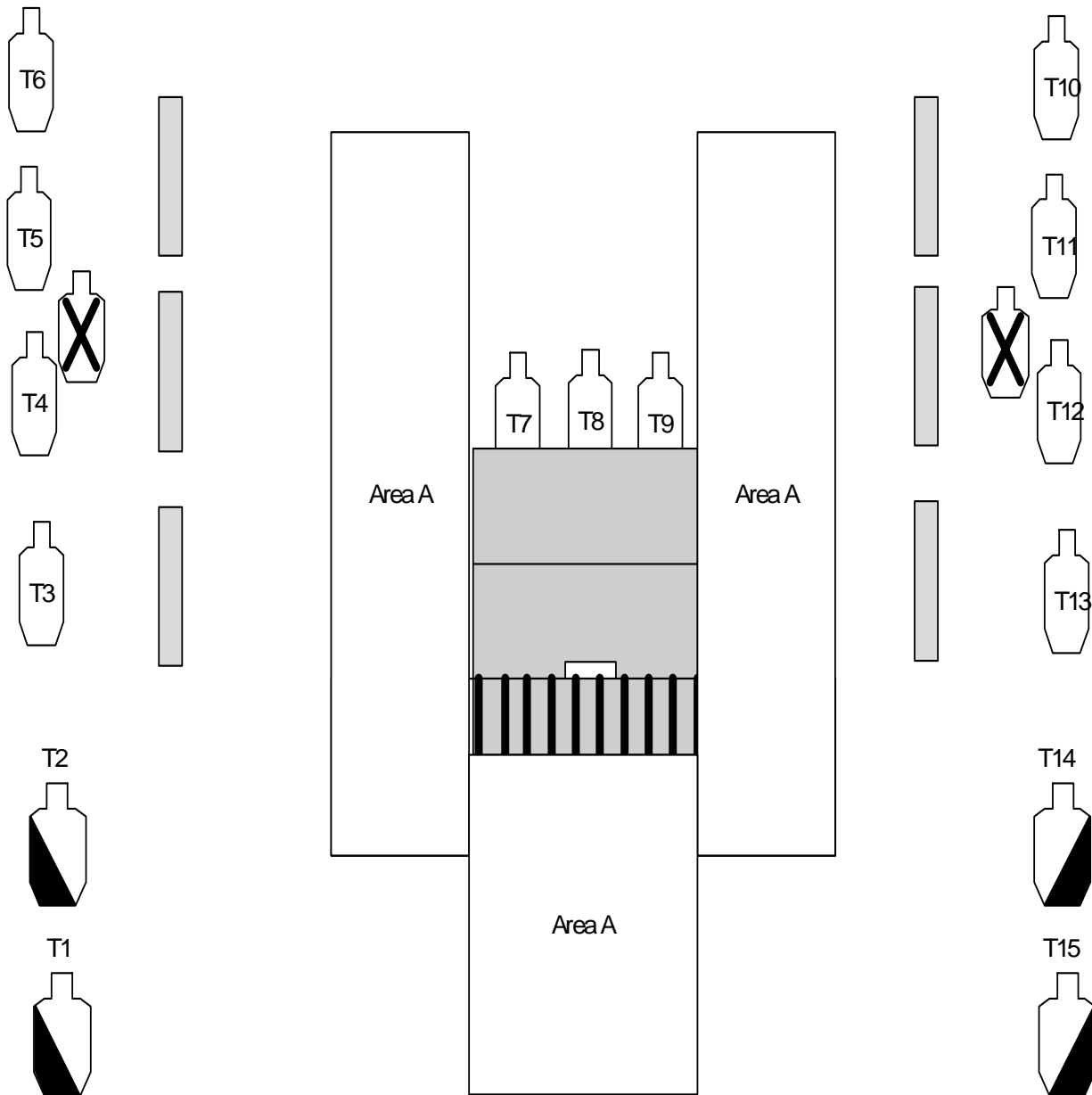
START POSITION: Standing in Area A. Heels touching marks. Hands relaxed at sides. Gun loaded and holstered as per 8.1.1 and 8.1.2.

STAGE PROCEDURE

On signal, draw and engage all targets as they become available from within the confines of Area A. T7 – T9 are only available from port inside cooper tunnel.

SCORING


SCORING: Comstock, 30 rounds, 150 points
TARGETS: 15 IPSC, 0 USP
SCORED HITS: Best 2 per IPSC
START-STOP: Audible - Last shot
PENALTIES: Procedural. -10
No-shoot hit. -10
Miss. -10



SETUP NOTES:

RO SAFETY NOTE:

SHOOTERS PARADISE



OWNED AND OPERATED BY

 **STRAIGHTER**
SHOOTING, INC.



| Hours of Operation | |
|--------------------|--------------|
| Monday - Friday | 10 am - 9 pm |
| Saturday | 9 am - 9 pm |
| Sunday | 12 pm - 7 pm |

13979 Jefferson Davis Hwy
Woodbridge, VA 22191
Tel (703) 491-4867
Fax (703) 690-7867

Shooters Paradise offers over 2,000 square feet of handguns, rifles, shotguns, holsters, ammunition, and other accessories. Any items not in stock can be ordered and usually acquired within the week, depending on availability. For non-typical or specific requests, 50% of the total amount is due at time of ordering. In addition Shooters Paradise is a licensed Class III dealer.



**50,460 Shooting, Reloading,
Gunsmithing, Hunting & Outdoor Products**

Stage 2

Snake Bit

RULES: Practical Shooting Handbook, Latest Edition **COURSE DESIGNER:** CGC Design Team

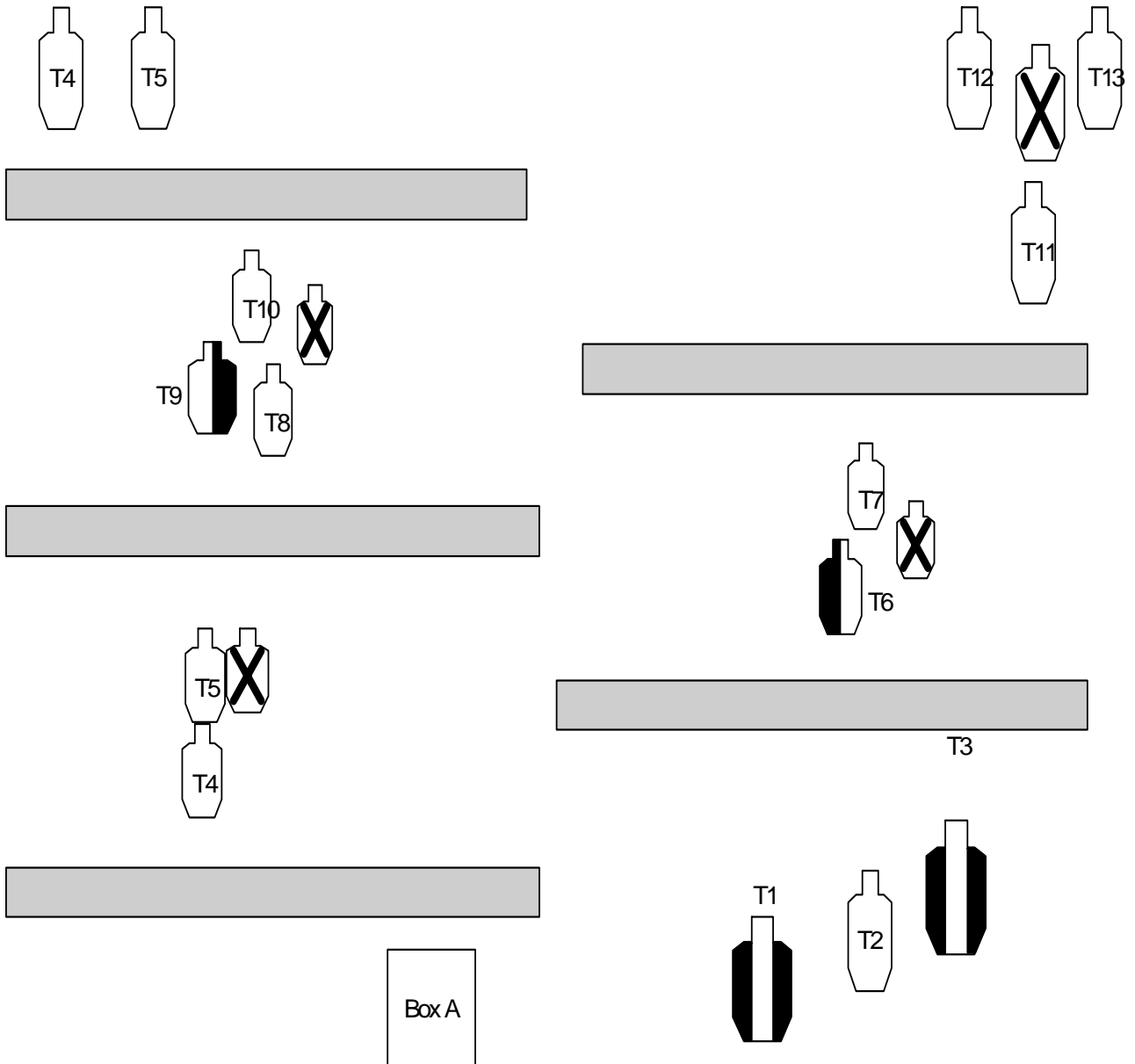
START POSITION: Standing in Box A, Hands relaxed at sides. Gun loaded and holstered as per 8.1.1 and 8.1.2.

STAGE PROCEDURE

On signal, draw and engage all targets as they become available.

SCORING

SCORING: Comstock, 30 rounds, 150 points
TARGETS: 15 IPSC, 0 USP
SCORED HITS: Best 2 per IPSC
START-STOP: Audible - Last shot
PENALTIES: Procedural. -10
 No-shoot hit. -10
 Miss. -10



SETUP NOTES:

RO SAFETY NOTE:

CPWSA

www.cpwsa.com

770-667-5337
chris@cpwsa.com

Chris' Winning Shooting Accessories
Winning Products for the Competitive Shooter

GET AGRIP!
ON THE FUTURE... THE ULTIMATE IN GRIP TECH!
EXTREMELY TOUGH!
MADE IN USA
PROVEN THE BEST BY THE BEST!
WORKS EVEN BETTER WITH SWEATY HANDS!
NOT ABRASIVE!
WON'T CATCH ON CLOTHES!
WILL NOT SHIFT OR MOVE!
ASK YOUR LOCAL DEALER
BROOKS TACTICAL SYSTEMS
FOX ISLAND, WASHINGTON, USA

The products available on this site are what I consider "best in class" products for the competitive shooter. I truly feel after using each of these products that you will agree with me. I'm so confident that you'll agree, that I'll make this offer:

Use the product(s) for 14 days and if for any reason you aren't 100% satisfied, return the item in undamaged condition in the original packaging and I will refund the purchase price.

Contact Information: Chris Patty

2690 Grassview Drive
Alpharetta GA 30004

Telephone: 770-667-5337
Electronic mail: chris@cpwsa.com

Stage 3

Study Hall

RULES: Practical Shooting Handbook, Latest Edition **COURSE DESIGNER:** CGC Design Team

START POSITION: Seated in chair. Back against chair. Holding book with both hands. Gun loaded in box.

STAGE PROCEDURE

On signal, retrieve gun and engage all targets as they become available from within the confines of Area A.

Note: PP1 will activate clam shell target T6.

SCORING

SCORING: Comstock, 29 rounds, 145 points

TARGETS: 11 IPSC, 4 USP, 3 PP

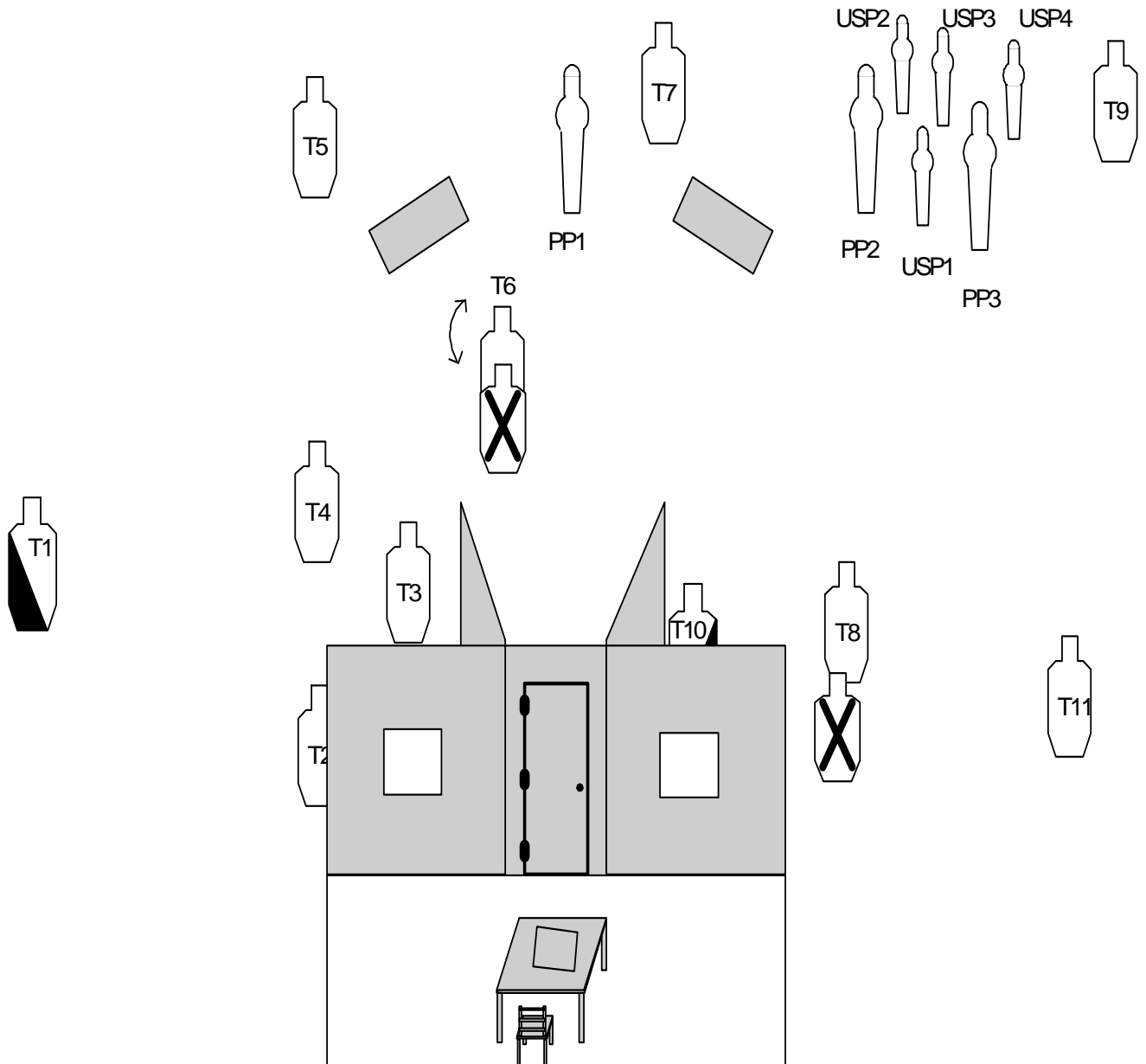
SCORED HITS: Best 2 per IPSC, 1KD=1A

START-STOP: Audible - Last shot

PENALTIES: Procedural. -10

No-shoot hit. -10

Miss. -10



SETUP NOTES:

RO SAFETY NOTE:



STARLINE
1300 West Henry
Sedalia, MO 65301

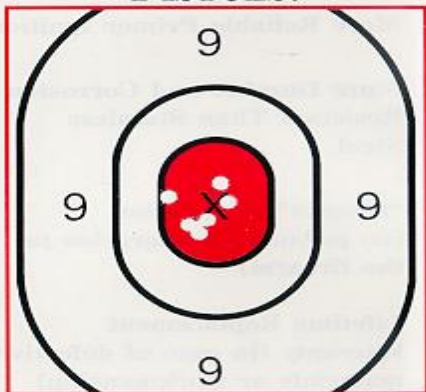
800-280-6660 660-827-6640
FAX 660-827-6650

8 a.m. - 5 p.m. Monday - Friday

E-mail info@starlinebrass.com



**LIGHTNING
STRIKE**®
THE
ULTIMATE
STRIKER FOR GLOCK®
PISTOLS.



**Increase
Your
Accuracy
Instantly!**



Lightning Strike Products, Inc.
221 West Crogan Street
Lawrenceville, Georgia 30045
(770) 963-1316
Toll Free: 1-800-804-5399
email: lspi@lspi.com

Stage 4

Git R Done

RULES: Practical Shooting Handbook, Latest Edition **COURSE DESIGNER:** CGC Design Team

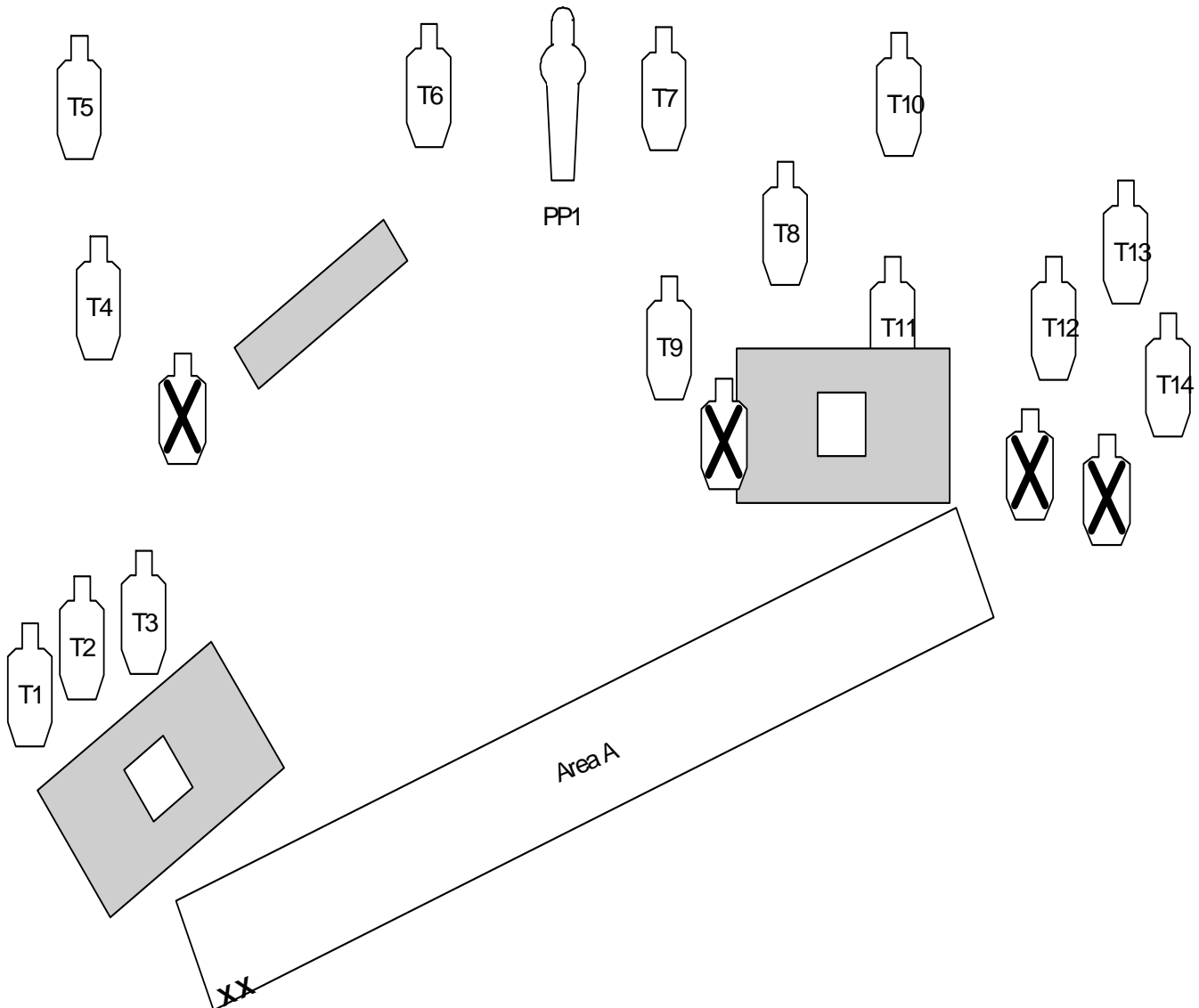
START POSITION: Standing in Area A, Heels touching marks. Hands relaxed at sides. Gun loaded and holstered as per 8.1.1 and 8.1.2.

STAGE PROCEDURE

On signal, draw and engage all targets as they become available from within the confines of Area A.

SCORING

SCORING: Comstock, 29 rounds, 145 points
TARGETS: 14 IPSC, 1 PP
SCORED HITS: Best 2 per IPSC, 1KD=1A
START-STOP: Audible - Last shot
PENALTIES: Procedural. -10
No-shoot hit. -10
Miss. -10




SETUP NOTES:

RO SAFETY NOTE:

The new Rugged Gear Shooting Cart is now the industry standard!

- Rugged Gear's patented hook system securely holds one or two uncased or soft-cased guns and is completely repositionable for shorter or longer guns.
- Shell compartment holds up to 15 boxes.
- Great 3-wheel design, durable steel construction insures maneuverability and stability!
- Wheels remove and unit folds to 19½" x 35" x 12" (including unmounted wheels) for compact storage and transport. Empty weight, 24 lbs.



- Lower storage area for shooting bag, small cooler, clipboard, etc.
- Extra storage area holds hearing protection, misc.
- Inboard design protects guns from damage.

- Upper storage areas hold 2 additional boxes of shells or other items you need handy.
- Removable mesh bag on back of cart holds empties.
- Drink holder holds various-sized bottles or cans




- 3-way braking system: hand brake + dual parking brakes.
- 16" pneumatic tires roll easily over nearly any terrain



Additional Accessories Available!

Rain cover, accessories bag, four-gun holder attachment, carrying case, swingarm mounts for holders (shown at right)



The absolute best holders you can buy to protect your guns from stock and blueing wear!



Ph. 800/784-4331
Fax 800/784-3268



www.ruggedgear.com
sales@ruggedgear.com

Stage 5

Back That Thing Up

RULES: Practical Shooting Handbook, Latest Edition **COURSE DESIGNER:** CGC Design Team

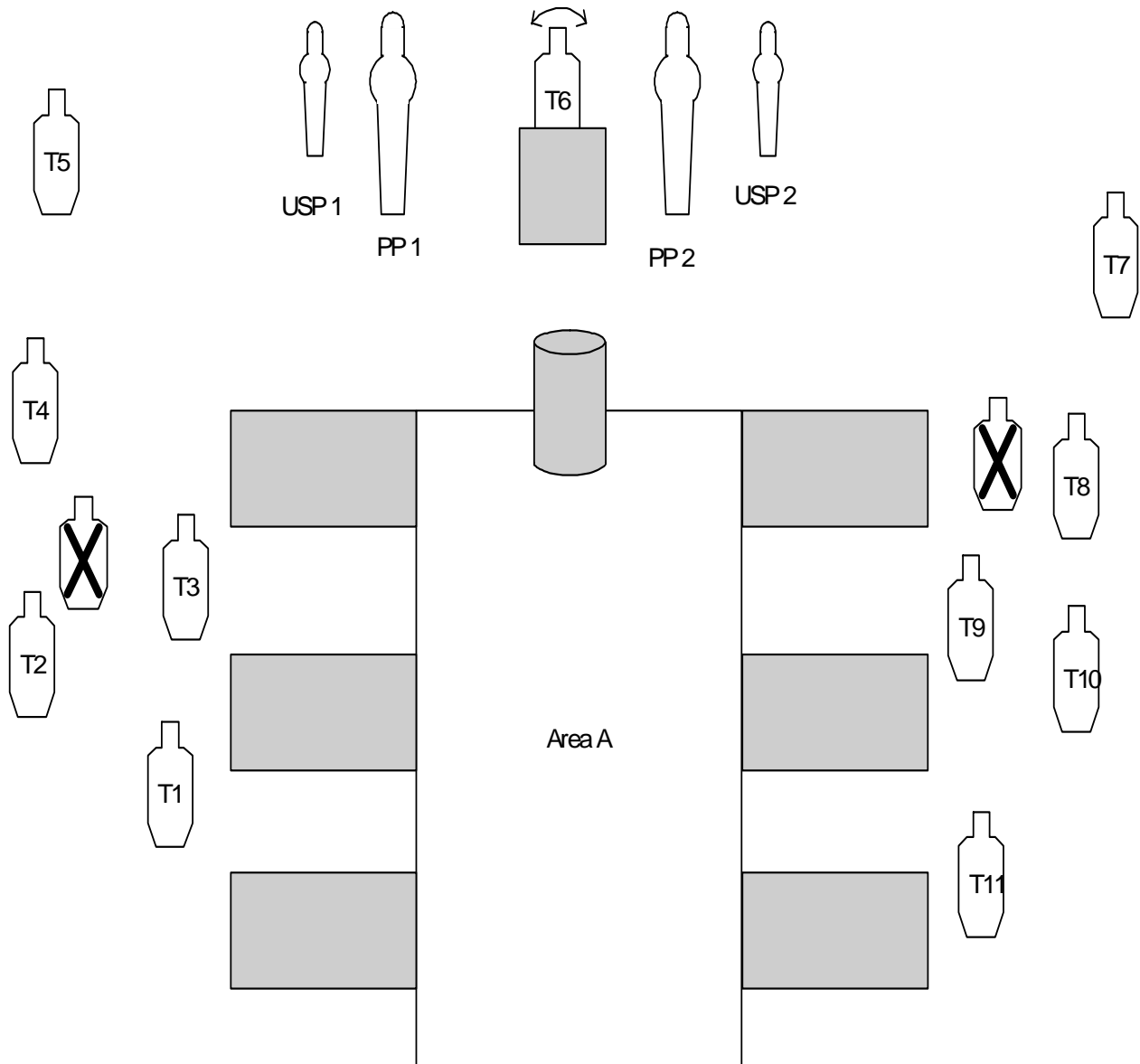
START POSITION: Standing directly behind barrel. Hands relaxed at sides. Gun loaded and laying flat on barrel pointing down range.

STAGE PROCEDURE

On signal, draw and engage all targets as they become available from within the confines of Area A.

SCORING

SCORING: Comstock, 26 rounds, 130 points
TARGETS: 11 IPSC, 2 PP, 2 USP
SCORED HITS: Best 2 per IPSC, 1KD= 1A
START-STOP: Audible - Last shot
PENALTIES: Procedural. -10
 No-shoot hit. -10
 Miss. -10



SETUP NOTES:

RO SAFETY NOTE:

myWebSmith.net

Need a web site? Need help?

- You know you need a web site for your business, association or club.
 - You don't know where to begin.
- You do know where to begin, but know you don't want to go there.
- You know you could do it yourself but don't have the time right now.
 - You want to learn more about having your own site.
 - With a bit of guidance you're sure you can handle it.
- You want to be spared the details of design or web publishing.
 - You want to learn the details.

We will design, create and manage a web site to meet your needs. We will take care of domain registration and web hosting. We provide ongoing support and updates.

We craft our sites for easy maintenance and updating. We will work with your content or can generate content for you.

info@myWebSmith.net
<http://myWebSmith.net/>

* myWebSmith.net is proud to host and manage <http://www.CherokeelPSC.org/>

ROZE Distribution



ZERO Bullets



Roze Distribution

Phone: 800-204-1526
256-739-1426

Fax: 256-739-4683

Order online:
sales@rozedist.com

Stage 6

Chained Steel Redux

RULES: Practical Shooting Handbook, Latest Edition **COURSE DESIGNER:** CGC Design Team

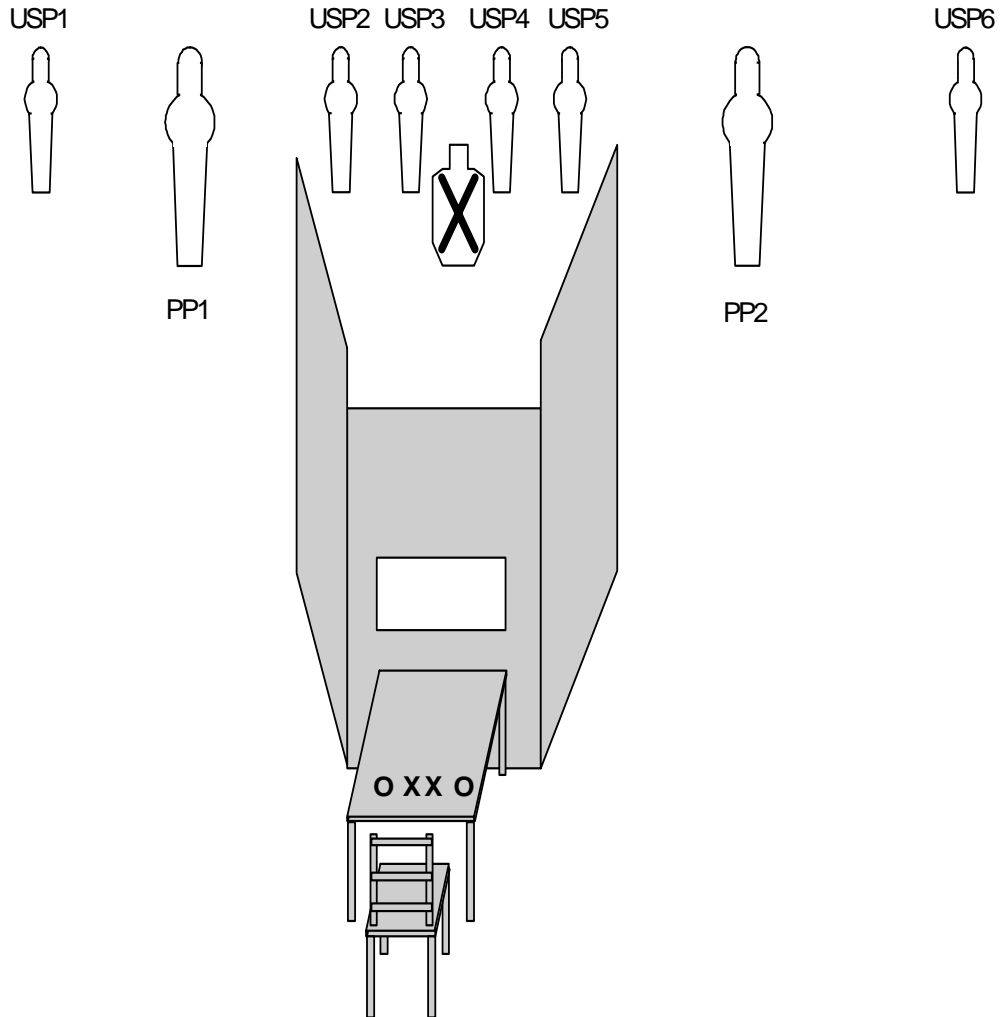
START POSITION: Seated in chair. Hands cuffed together with chain passing through eyelets on table. Palms flat on marks on table. Loaded gun lying flat on table facing downrange.

STAGE PROCEDURE

On signal, retrieve gun and engage all targets as they become available.

SCORING

SCORING: Comstock, 8 rounds, 40 points
TARGETS: 0 IPSC, 6 USP, 2 PP
SCORED HITS: 1 KD = 1A
START-STOP: Audible - Last shot
PENALTIES: Procedural. -10
No-shoot hit. -10
Miss. -10



SETUP NOTES:

RO SAFETY NOTE:

Prices do not include shipping.

Shipping stated in shopping cart is only an estimate.
 Actual charge will be calculated after order is packaged and weighed.
 Orders submitted for match pickup will not be charged shipping.

910-551-4514



Pasters Available
 in
 Tan, Black or
 White.



VihtaVuori
 Powder
 Available.



IPSC Targets
 are now available.



Hodgdon
 Powder
 Available.



Dillon Precision
 Reloading
 Available. Super
 1050, XL650,
 RL550B and
 Square Deal B.



Winchester
 Powder
 Available.



Stage 7

You Solve It

RULES: Practical Shooting Handbook, Latest Edition **COURSE DESIGNER:** CGC Design Team

START POSITION: All Strings: Standing in Box A facing barricade, feet inside box, hands relaxed at sides. Gun loaded and holstered as per US 8.1.1 and US 8.1.2

STAGE PROCEDURE

String 1: On signal, draw and engage T1-T6 with one round each *free style*.

String 2: Repeat string 1 but with *strong hand only*.

String 3: Repeat string 1 but with *weak hand only*.

Note: Targets may be engaged from either side of barricade and in any order. No stacking. Jams may be cleared using both hands.

SCORING

SCORING: Virginia, 18 rounds, 90 points

TARGETS: 6 IPSC, 0 USP, 0 PP

SCORED HITS: Best 3 per target

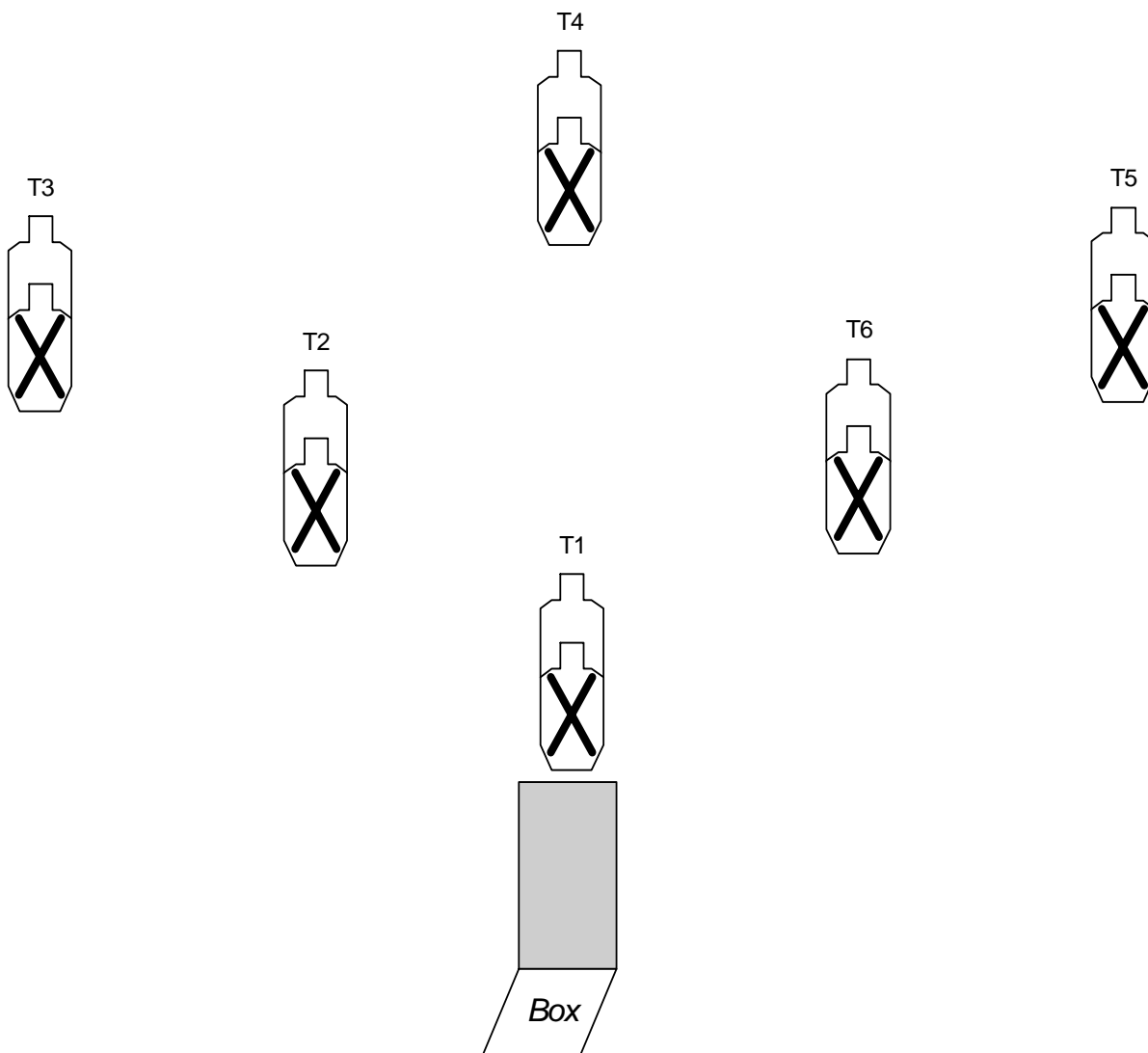
START-STOP: Audible - Last shot

PENALTIES: Procedural. -10

Extra Shot -10

Extra Hit -10

Miss. -10



SETUP NOTES: All no-shoots are placed so that top edge is in line with the lower edge of the A zone.



STI INTERNATIONAL



MASTER DISTRIBUTOR

Shooters Connection

You Have Found *'The Source'* for the best Selection and Price on products for the IPSC/USPSA shooter and among the best customer service in the industry.

At **Shooters Connection**, we strive to offer the highest quality products, at the best prices anywhere. Don't hesitate to call or send me email about any of the products you see here. I will be glad to answer any questions you might have.

Chuck Bradley

Call Toll Free
800-387-4045

Email

chuck@shootersconnection.com



Shooters Connection's

Tournament Series Shooting Bag

Simply THE BEST competition
grade shooting bag on the market!

Stage 8

Criss Cross

RULES: Practical Shooting Handbook, Latest Edition **COURSE DESIGNER:** CGC Design Team

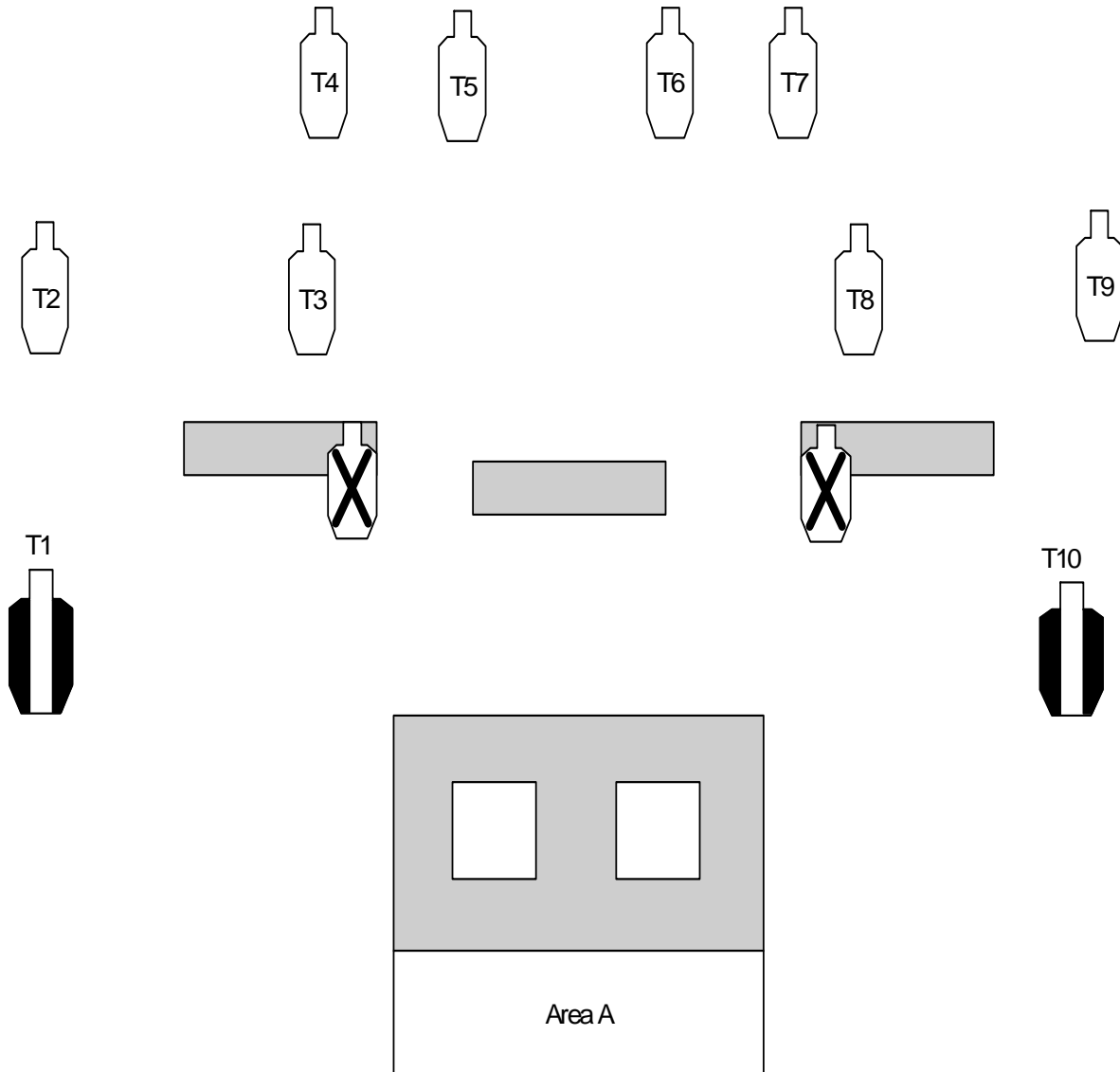
START POSITION: Standing in Area A, toes touching marks. Facing up range. Hands relaxed at sides. Gun loaded and holstered as per 8.1.1 and 8.1.2.

STAGE PROCEDURE

On signal, turn then draw and engage all targets as they become available from within the confines of Area A.

SCORING

SCORING: Comstock, 20 rounds, 100 points
TARGETS: 10 IPSC, 0 USP
SCORED HITS: Best 2 per IPSC
START-STOP: Audible - Last shot
PENALTIES: Procedural. -10
No-shoot hit. -10
Miss. -10



SETUP NOTES:

RO SAFETY NOTE:



STI International

114 Halmar Cove

Georgetown TX 78628

STI International led the firearms industry into the precision world of "EDM" hammers, sears, and other components.



From this highly successful line of precision components, STI then pioneered the "MODULAR" frame which provided a multitude of desirable features such as a 30 lpi full checked grip assembly, 25 lpi checkered trigger guard, 35% weight reduction, less felt recoil, higher capacity, and repeatable dimensions.



Then STI introduced complete pistols of such quality they quickly became the standard by which other I.P.S.C. firearms and fine "carry" guns are measured.

(800) 958-8201

(800) 958-8201



CM 99-23

Front Sight

RULES: Practical Shooting Handbook, Latest Edition **COURSE DESIGNER:** P.R. Metcalf—Modification by US Design Team

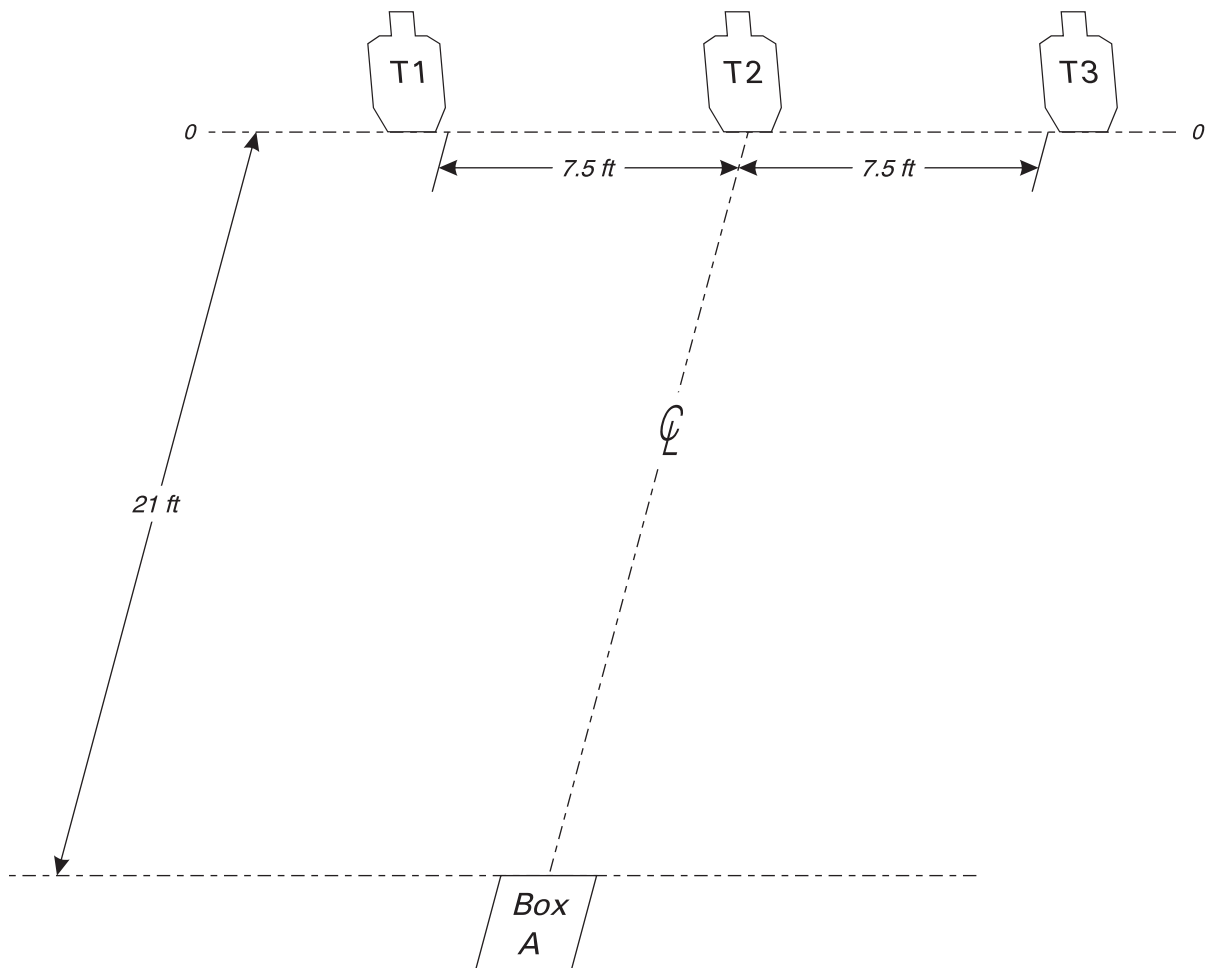
START POSITION: Standing in Box A, both arms hanging relaxed at sides or both wrists above respective shoulders - shooter's choice. Handgun is loaded and holstered as per ready condition in rule 8.1.1 and 8.1.2.

STAGE PROCEDURE

- String 1. Start facing uprange. Upon start signal, turn, from Box A engage T1-T3 with only two rounds per target.
- String 2. Start facing targets, hand position opposite of string one, upon start signal, from Box A, engage T1-T3 with only two rounds per target.

SCORING

SCORING: Virginia Count, 12 rounds, 60 points
TARGETS: 3 IPSC
SCORED HITS: Best 4/paper
START - STOP: Audible - Last shot
PENALTIES: Per current edition USPSA Practical Shooting Handbook.



SETUP NOTES: Set paper targets to 5 feet high at shoulders. Box A is 3 feet by 3 feet. Angle T1 and T3 to face shooting box.





Camden Area Practical Shooters
Cherokee Gun Club
Cool Springs Gun Club
Griffin Gun Club
Griswold Gun Club
Gwinnett Practical Shooting League
North Atlanta Action Shooters
South Atlanta Practical Shooting Club
South River Gun Club

9 Clubs. One Section. One Voice.

www.georgiaipsc.com

| Stage | Time | Points | Hit Factor |
|--------------|-------------|---------------|-------------------|
| 1 | | | |
| 2 | | | |
| 3 | | | |
| 4 | | | |
| 5 | | | |
| 6 | | | |
| 7 | | | |
| 8 | | | |
| 9 | | | |